

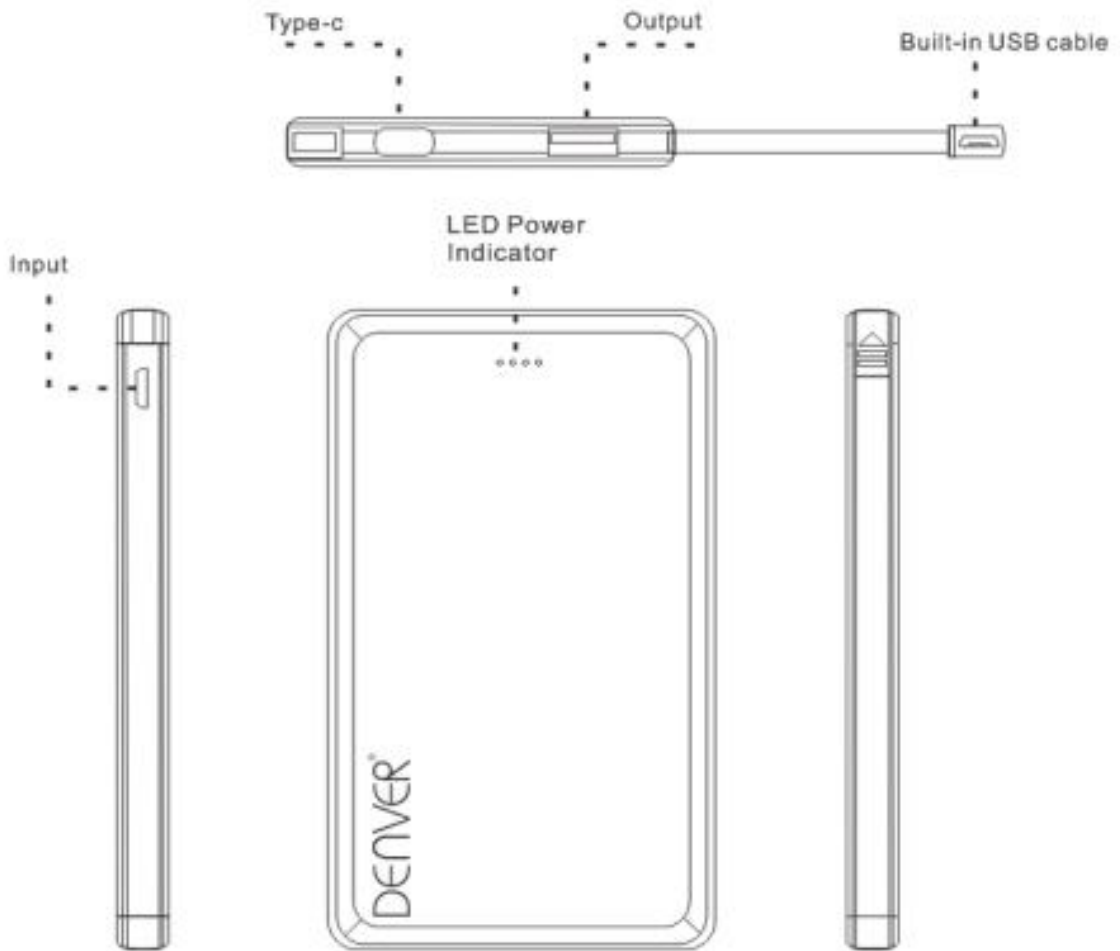
Instruction Manual

DENVER PBS-5002




www.denver-electronics.com

Product appearance




1. Charge DENVER PBS-5002 with AC adapter (AC adapter is not included).



2. Charge DENVER PBS-5002 by connecting it to USB port on computer.

Please note that this charging method is slow.




3. Charging digital products using DENVER PBS-5002



Charging digital product with DENVER PBS-5002

1. Check if the charging voltage of the digital product is compatible with the DC 5V output voltage of DENVER PBS-5002.
2. Use the digital product's original cable, and connect one end to the digital product, the other end to DENVER PBS-5002. If battery signal (output signal) lights up, it means the charging process starts. When all signals light up, it means the digital product is fully charged.

LED power indicator:

	LED Signal	Battery Percentage
	One signal lights up	0~25%
	Two signals light up	25~50%
	Three signals light up	50~75%
	Four signals light up	75~100%

Specifcaons

Name	DENVER PBS-5002	Input	DC 5V 2A (Micro USB)
Lithium-polymer battery inside	5000mAh/3.7V	Output	DC5V 2A (USB output) DC 5V 2A (Built-in cable)
Capacity	5000mAh	Weight	113.2g
Size	120mm x 68.8mm x9.4mm		
Charging me	About2.5 hours (using 2A AC adapter)(Not included) About 5hours (using 1A AC adapter) (Not included)		
Environment for Use	indoors		
Ambient Temperature for Use	Charging 0°C~45°C; discharging 0°C ~45°C		
Environment for Storage	Storage temperature: -10°C ~45°C Humidity: 25%~65%		
Recycling times	≥300 times		



Cautions:

1. Charge the product before using it to charge other products.
2. Do not place or use the product in very hot or humid environment; do not place or use it in direct sunlight.
3. Do not throw this product into fire or water, so as to avoid possible fire and explosion.
4. Please keep the product out of the reach of children.
5. Do not use it when nobody is around.
6. Do not dismantle or assembly the product yourself; the product does not have any parts that need users to dismantle, assembly or maintain themselves.
7. Do not shake it, tap it or hit it.
8. Do not use it if any liquid leaks out of the product. If the liquid goes into your eyes, do not rub your eyes, but quickly flush your eyes with running water, consult your doctor.
9. It is normal that the product gets hot under proper operations. Please use with care when using or finishing using the product.
10. Original transmission cables and connectors are required for all operations.
11. Do not use paper or other objects to cover or shield the product, which may affect heat dissipation and cooling.
12. Check the voltage before using the product to avoid unnecessary damage to the product caused by improper use under inaccurate voltage or power.
13. Please charge and discharge the product once every three months if it is not used for a long time. This can ensure the life cycle of the product.
14. Once discharged, please recharge the product fully so as to prepare for later use, for example, for charging digital products.
15. Unplug the power cable when not using the product to avoid injury or property loss.

ALL RIGHTS RESERVED, COPYRIGHT DENVER ELECTRONICS A/S

DENVER[®]
denver-electronics.com



Electric and electronic equipment and included batteries contains materials, components and substances that can be hazardous to your health and the environment, if the waste material (discarded electric and electronic equipment and batteries) is not handled correctly.

Electric and electronic equipment and batteries is marked with the crossed out trash can symbol, seen below. This symbol signifies that electric and electronic equipment and batteries should not be disposed of with other household waste, but should be disposed of separately.

As the end user it is important that you submit your used batteries to the appropriate and designated facility. In this manner you make sure that the batteries are recycled in accordance with legislature and will not harm the environment.

All cities have established collection points, where electric and electronic equipment and batteries can either be submitted free of charge at recycling stations and other collection sites, or be collected from the households. Additional information is available at the technical department of your city.

Imported by:
DENVER ELECTRONICS A/S
Omega 5A, Soeften
DK-8382 Hinnerup Denmark

www.facebook.com/denverelectronics