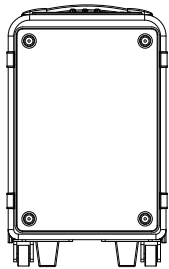


TSP-150 USER MANUAL

Bluetooth Trolley Speaker


Read this manual before use



Feature

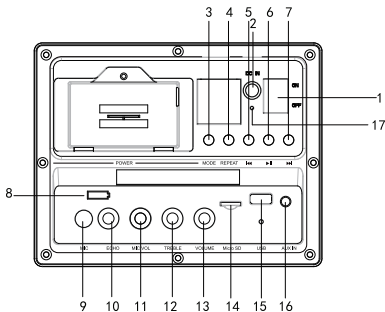
Music playing through BT, USB, Micro SD and Line in connection

Display Description:



- ▶▶** : It means pause when reading USB or Micro SD card data; It also means mute when playing line in or FM mode.
- USB/Micro SD**: Lighting when playing in USB or Micro SD.
- ↻** : Single Repeat.
- 88:88** : "LINE IN" when operating in Line in mode; "FM Frequency" when operating in FM mode; "Time" when operating in USB & Micro SD mode; "BT" when operating in BT mode.
- ⚡** : Flashing when the power is low, charging is needed.

Panel Function



1. Power off on
2. DC Input Port
3. Mode
4. Repeat
5. Skip+
6. Play/Pause
7. Skip-
8. Battery Indicator
9. Mic Input Jack
10. Echo Volume Control Dial
11. Mic Volume Control Dial
12. Treble Volume Control Dial
13. Master Volume Control Dial
14. Micro SD Slot
15. USB Input Port
16. Line-In Port
17. Charging Indicator Light

Battery Volume And Charging Indication

- There are four green lights as battery level indicator: The first green light from right to left shows the power lower to 20%; The second green light shows the power lower to 40%; and the third green light shows the power lower to 80%; the fourth green light shows full power.
- When the last green light flashing in battery level indicator, it need to be charged.

Remarks: Please charging the speaker when power off or lower the volume to avoid sound distortion.

Function Description

General Function Description

- Master Volume: Turning to adjust master volume.
- Treble Volume: Turning to adjust volume.
- Echo Effect Volume: Turning to adjust volume.
- Mic Volume: Turning to adjust operating.
- Mode: Change to other mode when operating; sequence: LINE IN-USB-Micro SD-BT-FM. Priority to play in USB or Micro SD mode when insert the USB or Micro SD.

MP3 Function Description

- USB: Playing when insert the USB which save with MP3 music.
- Micro SD: Playing when insert the Micro SD which save with MP3 music.
- Line in: Playing when plug in the Line in cable and connected with music device.
- Play/Pause Button: In USB or Micro SD mode, press to play or pause; in line in mode, press to mute.
- Skip -&+ Button: While playing music in USB or Micro SD mode, short press to go back or forward music; long press to adjust volume.

Bluetooth Function Description

- Pairing: Press mode button to Bluetooth mode, speaker will be under automatic pairing mode, LED display shows "BT", pair the Bluetooth compatible device by selecting "TSP-150" from the listed devices; speaker will call out "Connected" after paired successfully. Bluetooth pairing system will be off if there is no device connecting after 5 minutes.
- Music Playing: Press Play/Pause, Skip + / - Button to play music.

Warning

- Don't put this product under high temperature and wet environment and it will be worse when it is in the rain or crashed strongly.
- Please don't feel free to open the back cover, in case suffering from electric shock or any other accidents.
- If it needs to be fixed, please contact with our professional maintenance staff and ask them to deal with it.
- If fragments or liquids fall into device box, please cut off the power right away. And it can be used after professional staff checks it.
- When the device is not used, please turn the power off and pull out power plug.
- Device cannot get wet; and the things filled with liquids such as flower vase should not be put on the top of it.
- If the battery is incorrectly replaced then explosion would happen, so please replace it with the same type or equivalent type of battery.

FM Function Description

- Mode Button: Short pressing to FM mode.
- Play/Pause: Short pressing to mute, long pressing to search FM channel, and save the channel automatically.
- Skip -/Skip + Button: Pressing to go back to last or next saved channel.

Specification:

Power Output	1.5W
Speaker Size	8"4Q"1+3"4Q"1
R. Frequency	90Hz-20KHz
S/N Ratio	≥ 60 dB
Power Input	AC100-240V
Dimension	W26.5xH42.8xD23.7 mm

ALL RIGHTS RESERVED. COPYRIGHT DENVER ELECTRONICS A/S

Electric and electronic equipment and included batteries contains materials, components and substances that can be hazardous to your health and the environment, if the waste material (discarded electric and electronic equipment and batteries) is not handled correctly.

Electric and electronic equipment and batteries is marked with the crossed out trash can symbol, seen below. This symbol signifies that electric and electronic equipment and batteries should not be disposed of with other household waste, but should be disposed of separately.

As the end user it is important that you submit your used batteries to the appropriate and designated facility. In this manner you make sure that the batteries are recycled in accordance with legislation and will not harm the environment.

All cities have established collection points, where electric and electronic equipment/batteries can either be submitted free of charge at recycling stations and other collection sites, or be collected from the households. Additional information is available at the technical department of your city.

DENVER®
www.denver-electronics.com



Hereby, Inter Sales A/S, declares that this product (DENVER TSP-150) is in compliance with the essential requirements and other relevant provisions of Directive 2014/53/EU. A copy of the Declaration of conformity may be obtained at:

Inter Sales A/S
Omega 5A
Soefthen
8382 Hinnerup
Denmark

IMPORTED BY
DENVER ELECTRONICS A/S
Omega 5A Soefthen
8382 Hinnerup
DENMARK
www.facebook.com/denverelectronics